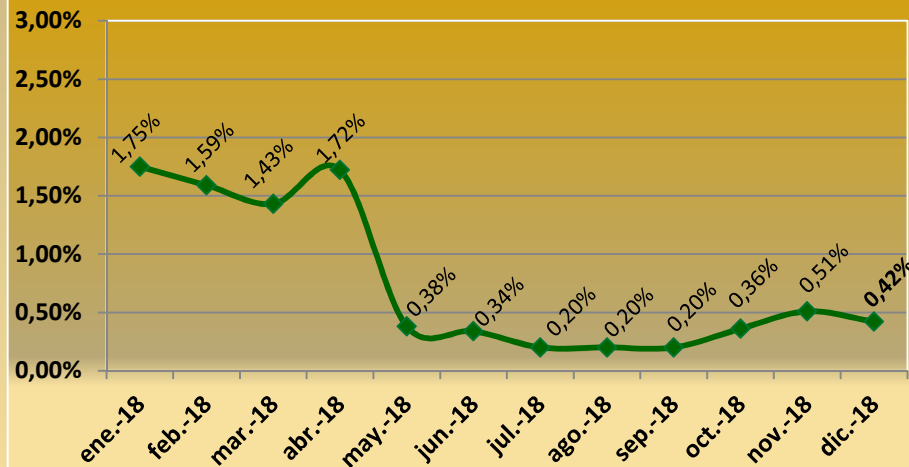




Comportamiento de Cartera Diciembre /18

Evolución de la Mora



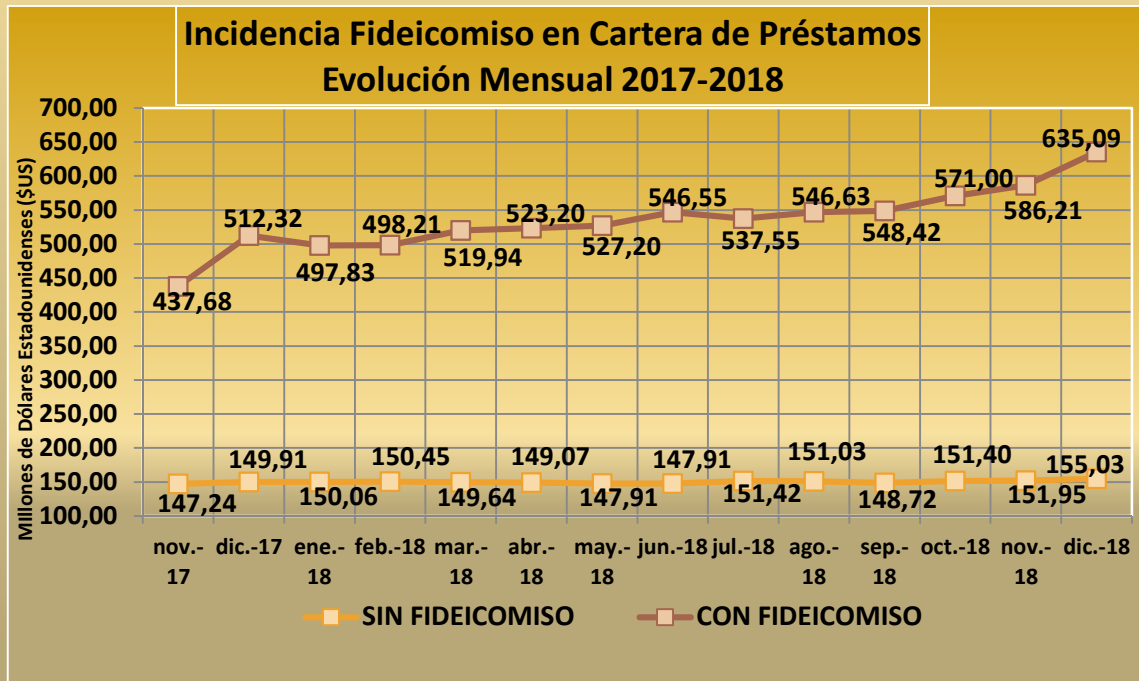
EVOLUCIÓN DE LA CARTERA DE CRÉDITOS	
(EXPRESADO EN MILLONES DE DOLARES)	
GESTIÓN	SALDO DE CAPITAL (en \$us.)
MES	MORA
ene.-18	1,75%
feb.-18	1,59%
mar.-18	1,43%
abr.-18	1,72%
may.-18	0,38%
jun.-18	0,34%
jul.-18	0,20%
ago.-18	0,20%
sep.-18	0,20%
oct.-18	0,36%
nov.-18	0,51%
dic.-18	0,42%



Incidencia Fideicomiso en Cartera De Préstamo Evolución Mensual

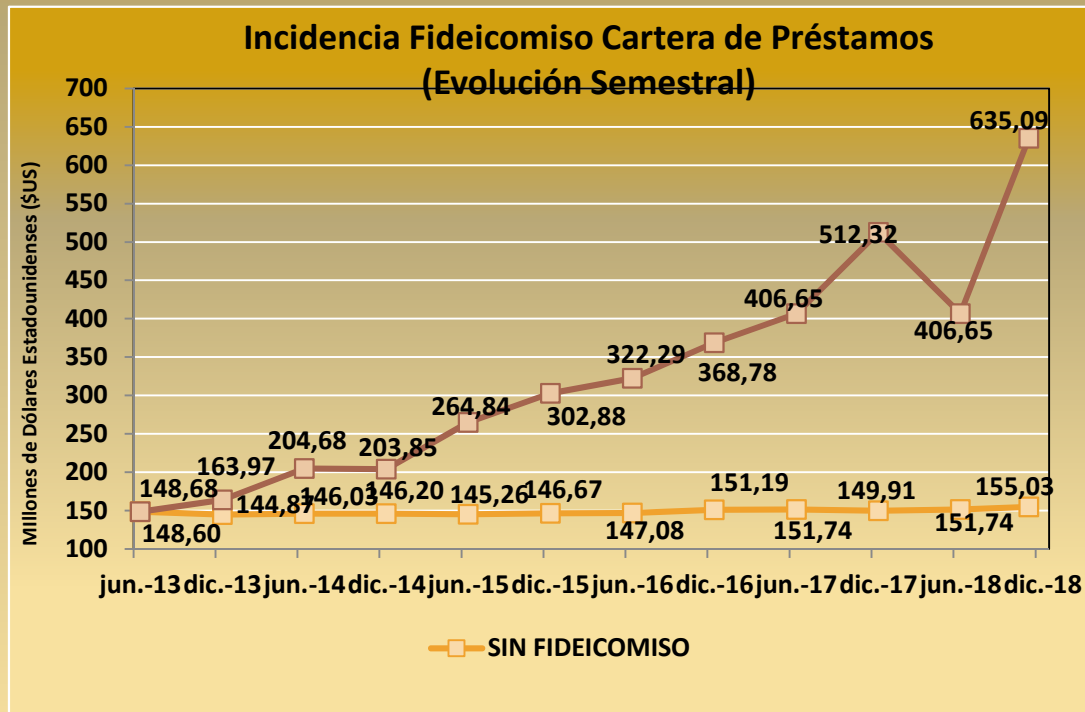
Diciembre /18

MES	EN MILLONES DE \$US.		EN BOLIVIANOS	
	SIN FIDEICOMISO	CON FIDEICOMISO	SIN FIDEICOMISO	CON FIDEICOMISO
ene.-15	146,30	203,95	1.018.213.914,24	1.419.475.349,07
feb.-15	146,10	203,76	1.016.886.626,06	1.418.148.060,89
mar.-15	147,14	204,79	1.024.102.017,52	1.425.363.452,35
abr.-15	148,18	205,83	1.031.302.929,85	1.432.564.364,68
may.-15	145,81	203,46	1.014.845.322,30	1.416.106.757,13
jun.-15	146,20	203,85	1.017.534.985,65	1.418.796.420,48
jul.-15	146,31	202,95	1.018.325.029,82	1.412.517.025,44
ago.-15	146,77	203,41	1.021.550.592,21	1.415.742.587,83
sep.-15	145,26	201,90	1.011.009.089,20	1.405.201.084,82
oct.-15	144,97	201,61	1.008.984.048,21	1.403.176.043,83
nov.-15	140,34	196,98	976.755.064,12	1.370.947.059,74
dic.-15	145,26	264,84	1.011.024.504,22	1.843.267.173,99
ene.-16	145,05	260,75	1.009.558.353,46	1.814.808.769,12
feb.-16	144,02	259,71	1.002.346.850,63	1.807.597.266,29
mar.-16	144,10	265,92	1.002.907.388,89	1.850.798.564,67
abr.-16	144,72	267,18	1.007.235.775,21	1.859.572.920,66
may.-16	141,35	273,52	983.767.031,18	1.903.686.287,15
jun.-16	144,98	296,72	1.009.045.774,32	2.065.192.856,29
jul.-16	146,67	302,88	1.020.856.421,78	2.108.060.825,24
ago.-16	146,11	309,20	1.016.890.842,75	2.152.037.220,26
sep.-16	147,08	322,29	1.023.670.135,84	2.243.113.307,28
oct.-16	152,13	342,04	1.058.819.887,17	2.380.632.443,59
nov.-16	148,22	344,63	1.031.579.609,05	2.398.606.614,77
dic.-16	151,19	368,78	1.052.254.731,57	2.566.739.657,08
ene.-17	152,39	365,59	1.060.613.275,15	2.544.488.764,68
feb.-17	153,77	371,05	1.070.238.609,11	2.582.520.511,99
mar.-17	151,89	372,46	1.057.163.668,67	2.592.346.898,81
abr.-17	152,94	383,89	1.064.469.873,75	2.671.850.925,67
may.-17	148,57	377,71	1.034.064.788,04	2.628.884.217,59
jun.-17	151,74	406,65	1.056.083.620,09	2.830.291.050,49
jul.-17	152,86	403,28	1.063.885.473,66	2.806.796.207,12
ago.-17	152,02	412,23	1.058.049.357,74	2.869.105.827,50
sep.-17	151,54	418,41	1.054.714.323,07	2.912.157.093,13
oct.-17	152,07	432,18	1.058.389.967,87	3.007.990.030,81
nov.-17	147,24	437,68	1.024.765.013,22	3.046.219.415,43
dic.-17	149,91	512,32	1.043.361.594,11	3.565.720.105,86
ene.-18	150,06	497,83	1.044.429.210,79	3.464.903.590,22
feb.-18	150,45	498,21	1.047.146.221,59	3.467.550.085,63
mar.-18	149,64	519,94	1.041.468.670,64	3.618.782.778,83
abr.-18	149,07	523,20	1.037.561.800,91	3.641.453.579,34
may.-18	147,91	527,20	1.029.463.802,98	3.669.326.065,48
jun.-18	147,91	546,55	1.029.483.803,75	3.803.974.791,91
jul.-18	151,42	537,55	1.053.914.000,54	3.741.366.556,63
ago.-18	151,03	546,63	1.051.203.240,76	3.804.554.105,33
sep.-18	148,72	548,42	1.035.067.645,11	3.817.032.454,84
oct.-18	151,40	571,00	1.053.747.098,90	3.974.155.716,13
nov.-18	151,95	586,21	1.057.560.598,88	4.080.041.180,63
dic.-18	155,03	635,09	1.078.976.533,35	4.420.216.154,98





Incidencia Fideicomiso en Cartera de Préstamo Evolución Semestral Diciembre /18



MES	EN MILLONES DE \$US.		EN BOLIVIANOS	
	SIN FIDEICOMISO	CON FIDEICOMISO	SIN FIDEICOMISO	CON FIDEICOMISO
jun.-13	148,68	148,60	1.034.840.239,23	1.147.910.239,23
dic.-13	144,87	163,97	1.008.290.029,46	1.141.258.669,46
jun.-14	146,03	204,68	1.016.397.998,33	1.424.597.998,33
dic.-14	146,20	203,85	1.017.534.985,65	1.418.796.420,48
jun.-15	145,26	264,84	1.011.024.504,22	1.843.267.173,99
dic.-15	146,67	302,88	1.020.856.421,78	2.108.060.825,24
jun.-16	147,08	322,29	1.023.670.135,84	2.243.113.307,28
dic.-16	151,19	368,78	1.052.254.731,57	2.566.739.657,08
jun.-17	151,74	406,65	1.056.083.620,09	2.830.291.050,49
dic.-17	149,91	512,32	1.043.361.594,11	3.565.720.105,86
jun.-18	151,74	406,65	1.056.083.620,09	2.830.291.050,49
nov.-18	155,03	635,09	1.078.976.533,35	4.420.216.154,98